



Come Quilt With Us

The Durham-Orange Quilters' Guild (DOQ) is a diverse group with a common interest in quilting.

We sponsor creative workshops, stimulating programs, inspiring quilt shows and fun quilting events. We also have an extensive donation quilt program which provides quilts to local hospitals, churches and service organizations.

Whether you are new to quilting or an experienced longarmer, there is something for everyone in the DOQ. From traditional pieced quilts to applique, art and modern quilts, our guild members cover all interests and all levels. Come to one of our meetings and learn about all the ways we are involved in quilting and in our community.

We welcome visitors and newcomers!

Meetings

We meet monthly, usually on the 3rd Monday of the month. The program starts at 7:00pm with social time beginning at 6:30pm.

We meet in the Parish Center building at St. Thomas More Catholic Church in Chapel Hill.

We hope you will take a moment to visit our website, www.durhamorangequilters.org and consider joining us in our pursuit of quilted wonderfulness.

TABLE OF CONTENTS

Welcome to the Durham Orange Quilters' Guild Show.....	1
Judged Quilts: 11 - Bed - Traditional Pieced, Small.....	2
Display Quilts: 11 - Bed - Traditional Pieced, Small	3
Judged Quilts: 12 - Bed - Traditional Pieced, Medium.....	4
Display Quilts: 12 - Bed - Traditional Pieced, Medium.....	5
Judged Quilts: 13 - Bed - Child's Quilt	7
Display Quilts: 13 - Bed - Child's Quilt.....	8
Judged Quilts: 20 - Collaborative/Group Quilt.....	9
Display Quilts: 20 - Collaborative/Group Quilt	10
Judged Quilts: 30 - 2 Party Bed - Appliqué or Mixed.....	11
Display Quilts: 30 - 2 Party Bed - Appliqué or Mixed	11
Judged Quilts: 31 - 2 Party Bed - Traditional Pieced, Small.....	12
Display Quilts: 31 - 2 Party Bed - Traditional Pieced, Small	13
Judged Quilts: 32 - 2 Party Bed - Traditional Pieced, Medium.....	14
Display Quilts: 32 - 2 Party Bed - Traditional Pieced, Medium	15
Judged Quilts: 33 - 2 Party Wall - Appliqué or Mixed	15
Judged Quilts: 34 - 2 Party Wall - Pieced.....	16
Display Quilts: 34 - 2 Party Wall - Pieced	17
Judged Quilts: 35 - Party Wall - Rookie	19
Judged Quilts: 50 - Miniature	20

A HUGE thank-you to our Vendors at the Show!

Please make sure you visit each one while you're here. It is so convenient to have them all under one roof!

Bernina World of Sewing
Bull Town Fabrics
Cary Quilting Company
Empty Pockets Alpaca Farm
G's Quilt and Craft Retreat
Loving Stitches
Rona the Ribbiter
Quilts Like Crazy
Whatever's Quilted
Wood Quilt Blocks (Thomas Hannon)

Judged Quilts: 61 - Wall - Appliqué.....	20
Display Quilts: 61 - Wall - Appliqué	22
Judged Quilts: 62 - Wall - Mixed.....	23
Display Quilts: 62 - Wall - Mixed	24
Judged Quilts: 63 - Wall - Pieced, Traditional.....	25
Display Quilts: 63 - Wall - Pieced, Traditional	27
Judged Quilts: 64 - Wall - Pieced, Abstract	29
Judged Quilts: 65 - Wall - Pieced, Original.....	30
Display Quilts: 65 - Wall - Pieced, Original	31
Judged Quilts: 66 - Wall - Appliqué, Original.....	31
Display Quilts: 66 - Wall - Appliqué, Original	32
Judged Quilts: 67 - Wall - Mixed, Original.....	33
Display Quilts: 67 - Wall - Mixed, Original	33
Judged Quilts: 68 - Wall - Rookie.....	35
Judged Quilts: 70 - Wearable/Accessory.....	36
Display Quilts: 70 - Wearable/Accessory	37
Judged Quilts: 80 - Home - Décor.....	37
Display Quilts: 80 - Home - Décor	37
Come Quilt with Us	38

DISPLAY QUILTS

70 - Wearable/Accessory



Entry #: D70-003 Name of Quilt: Breakfast Bag Size: 24 x 13

Quilt Maker: Melody Watral

Method: Home Machine

Description: *I have been collecting breakfast food fat quarters and finally had enough to make a big tote bag! The original pattern came from my friend Vernett, when she owned ABC Quilting in Burlington.*

Quilted by: Melody Watral

JUDGED QUILTS

80 - Home - Décor



Entry #: J80-001 Name of Quilt: Cut Glass Size: 9.3 x 58.5

Quilt Maker: Laurie Prentice-Dunn

Method: Home Machine

Description: *I used both hand and machine piecing of the 1" patches in this table runner. The binding is made using a faux flange technique. I was inspired by the blocks in Bonnie Hunter's "Rivanna" pattern. I love the way these colorful and contrasting pieces look like facets of cut glass.*

Quilted by: Laurie Prentice-Dunn



Entry #: J80-002 Name of Quilt: Triangle Pop Size: 35 x 16

Quilt Maker: Britt Paul

Method: Home Machine

Description: *Table runner created with no pattern but inspired by Yoan Sewing Studio.*

Quilted by: Britt Paul

DISPLAY QUILTS

80 - Home - Décor



Entry #: D80-003 Name of Quilt: Flowers All Around Size: 51 x 50

Quilt Maker: Sue Patrick

Method: Home Machine

Description: *From a class years ago taught by Sara Porreca (Thimble Pleasures; Carrboro). Each attendee brought 2 inch floral strips We hung them around the room and each gathered one of each strip. Fun class!!!*

Quilted by: Sara Porreca

JUDGED QUILTS

70 - Wearable/Accessory



Entry #: J70-001 Name of Quilt: Double Double Size: 21 x 39

Quilt Maker: Laurie Prentice-Dunn

Method: Home Machine

Description: *The name "Double Double" comes from the double breasted design with a double zipper closure. I wanted a short, light-weight, gray coat with a collar that I could turn up if needed in chilly weather. I used silk/polyester 90/10 batting.*

Quilted by: Laurie Prentice-Dunn



Entry #: D70-002 Name of Quilt: Holiday Best Jacket Size: 30 x 30

Quilt Maker: Judith Corley-Lay

Method: Home Machine

Description: *This wholecloth jacket is filled with original quilting using gold thread on red batik fabric. The quilting was done on my domestic machine. It is my original design.*

Quilted by: Judith Corley-Lay

WELCOME TO THE DURHAM ORANGE QUILTERS' GUILD SHOW!



QUILT SHOW CERTIFIED JUDGE, KAREN KENDO

Karen has always been drawn to quilts and remembers sleeping under a quilt made by her grandmother which she still owns. Being a quilter was put on the back burner while she pursued a career in education – teaching Chemistry and Physics, working with the Gifted and Talented program, and being a school administrator. But the desire to create quilts was always there.

In 1995, Karen purchased a book on quilt-making and has not looked back since! She soon discovered the wonderful world of quilt shops and quilt guilds and even Internet quilting. Karen became an avid machine piecer and appliqué turning out many quilt tops each year. Some of these she quilted herself on her domestic sewing machine, and some she sent out to be quilted by a longarm quilting service. In 2005, Karen purchased her first longarm quilting machine and a new world opened up to her.

By 2006 she had quilted many of her own quilt tops and those of friends, and began quilting as a service for others. Much to her delight, she and others she quilted for immediately began winning ribbons at quilt shows. This spurred Karen to pursue longarm quilting as a full time business. In 2007, Quilting with Karen, was born.

Always eager to learn more, Karen took a class in quilt judging in 2006 and worked on the judging floor at shows as an assistant and a scribe under many NQA certified judges. She has judged guild shows in South Carolina and beyond, including Carolina Pine Quilters in Aiken, York County Quilters in Rock Hill, the Asheville, NC quilt show, the Upcountry Quilt Guild, the Foothills Quilt Guild, the Coastal Carolina Fair, the Orangeburg County Fair and the Sumter County Fair. Karen is a certified quilt judge through the National Association of Certified Quilt Judges.



***A HUGE Thank-You to all of the Quilt Show Chairs!
We started working on this years ago
and your dedication is greatly appreciated!***

***We overcame so many challenges together:
- a span of 8 years since our last guild quilt show
- a venue search that lasted 6 months and 17 possible sites
- a pandemic that delayed us for a year, and
- a surprise venue change in February***

AWESOME JOB!!

Patti Postage - Show, Site and Publicity co-chair
Evelyn Judson and Britt Paul - Quilt Hanging * Karen Wysocki - Signs
Suzan deSerres - Judging * Diane Asbill - Raffle Basket
Gwen Konsler - Silent Auction * Julie Atschuler - Volunteers
Jennie Baas - Ribbons and Voting * Meg Smith - Quilt Take-In
Cynthia Latta - Boutique and Publicity co-chair
Ella King and Linda Soles - Quilt Registration
Mary Glenn Benton - Treasurer * Christine Chamberlain - Programs
Vicki Childers and Judy Corley-Lay - Quilt Take-down
Cheryl Nelson - Vendors and Donation Quilt Challenge
Marsha Tolley - Raffle Tickets
Carrie Porterfield - Website Support

QUILT SHOW BOUTIQUE

Don't forget to visit our boutique, where you will find all sorts of hand made goodies for sale.

RAFFLE QUILT

The large queen-sized Raffle Quilt is titled *Fall in Love with Quilting* and depicts falling leaves in beautiful fall colors. Each maple leaf was pieced by different members of the guild. Patti Postage, Meg Smith, and Linda Soles designed and pieced the quilt top together, then Christine Chamberlain quilted it. It's a one-of-a-kind quilt that will be enjoyed for years by the lucky winner of this raffle! Tickets are \$1 each or 6 for \$5. The raffle drawing will be done at the next guild meeting on Monday, November 14, 2022.

JUDGED QUILTS

11 - Bed - Traditional Pieced, Small



Entry #: J11-001 Name of Quilt: Old Fashioned Christmas Size: 46 x 58.5

Quilt Maker: Patricia T Postage

Method: Home Machine

Description: *Old Fashioned Christmas* was made to honor my ancestors. The pattern is "My Kinda Town" by Peggy Larson, but I designed the Alpine house, Aunt Estes farm, and the bare trees.

Quilted by: Patricia T Postage



Entry #: J11-002 Name of Quilt: Tiny Nines Size: 54 x 65

Quilt Maker: Britt Paul

Method: Longarm/Midarm

Description: *These tiny nine patches finally came together after a long wait. Inspired by blogger crazymomquilts, my version is set on point.*

Longarmed by: Britt Paul



Entry #: J11-003 Name of Quilt: Paper Cutouts Size: 65 x 65

Quilt Maker: Diane Wold

Method: Home Machine

Description: *The fused appliqués were made by folding and cutting the same way paper "snowflakes" are made.*

Quilted by: Diane Wold




Entry #: J11-004 Name of Quilt: Nosegays for Romy Grace Size: 68.5 x 68.5

Quilt Maker: Debby Stone

Method: Longarm/Midarm

Description: *Made for my granddaughter who loves to gather flowers. Pattern: Nosegays for Bailey by Daune Walker, Sunflower Quilt Company*

Longarmed by: Debby Stone



Entry #: J11-005 Name of Quilt: Twirling Size: 56 x 68

Quilt Maker: Cynthia Latta

Method: Longarm/Midarm

Description: *This is a "Wheel of Fortune" after attending an August Cole class in September 2018. This quilt's motion reminds me of my grand daughters who love to twirl in their dresses". The quilt makes me smile.*

Longarmed by: Cynthia Latta

JUDGED QUILTS

68 - Wall - Rookie



Entry #: J68-001 Name of Quilt: Glowing Star Size: 30.3 x 29.3

Quilt Maker: Sheila Russillo

Method: Home Machine

Description: *Glowing Star* from *The Joy of Quilting* by Joan Hanson & Mary Hickey. Most of the fabrics are remnants from a king-sized log cabin quilt.

Quilted by: Sheila Russillo



Entry #: J68-002 Name of Quilt: My Shining Star Size: 21 x 21

Quilt Maker: Cindy Bagwell

Method: Home Machine

Description: *I learned about the Carpenter Star when researching barn quilts and wanted to make one for my husband, who used to build custom homes. This pattern, Solo Star by Gina Gempesaw, was in the Love of Quilting March/April 2020 issue.*

Quilted by: Cindy Bagwell



Entry #: J68-003 Name of Quilt: Four of a Kind Beats Two Pair Size: 36 x 36

Quilt Maker: Rebecca Watts

Method: Home Machine

Description: *Altered and embellished design based on Four-Patch Weave found in Celia Eddy's The Quilter's Block Bible. This card-table-sized quilt plays with "pairs" and "fours" in several different ways. How many can you find?*

Quilted by: Rebecca Watts



Entry #: J68-004 Name of Quilt: Aunt Bee's Bento Box Size: 36.5 x 42.5

Quilt Maker: Rebecca Watts

Method: Home Machine

Description: *Aunt Bee packed Opie some blueberries, honey, and -- is that sushi? I've added a border to "Bento Box" by Judy Turner from the book Successful Scrap Quilts from Simple Rectangles by Judy Turner and Margaret Rolfe.*

Quilted by: Rebecca Watts



Entry #: J68-005 Name of Quilt: ABC Quilt Size: 60 x 50

Quilt Maker: Beth Nielsen

Method: Home Machine

Description: *ABC Quilt: foundation paper piecing with embroidered highlights and appliquéd name panels; 42 of 52 six-inch block derived from "318 Patchwork Patterns" by Kumiko Fujita, 10 blocks of original design; machine quilted on domestic machine.*

Quilted by: Beth Nielsen



Entry #: D67-005 Name of Quilt: Ode to Dandelion Size: 18 x 24

Quilt Maker: Karen Wysocki

Method: Home Machine

Description: *The dandelion is considered to be a weed by many, but it is also a delightful brilliant yellow flower. This art quilt honors its beauty.*

Quilted by: Karen Wysocki

DISPLAY QUILTS

11 - Bed - Traditional Pieced, Small




Entry #: D11-006 Name of Quilt: Arendelle Size: 53 x 70

Quilt Maker: Cheryl Nelson

Method: Home Machine

Description: *"Circle of Friends" in Jelly Roll Quilts in a Weekend by Pam and Nicky Lintott. My first batik jelly roll quilt. Named in honor of "Frozen" which is loved by my granddaughters.*

Quilted by: Cheryl Nelson



Entry #: D11-007 Name of Quilt: Fireworks Size: 58 x 82

Quilt Maker: Hedi Andres

Method: Home Machine

Description: *I love to work with colorful fabric.*

Quilted by: Hedi Andres



Entry #: D11-008 Name of Quilt: Star Quilt Size: 63 x 52

Quilt Maker: Sandra VanderLinde

Method: Home Machine

Description: *This star quilt is a meditation on my unique expression of the divine within. Its creation was a part of my journey healing from childhood trauma where I practiced trusting my inner voice, choices, and process. Alison Glass, Luminary Pattern, Doubled.*

Quilted by: Sandra VanderLinde



Entry #: D11-009 Name of Quilt: My Way Size: 46 x 70

Quilt Maker: Judy Neville

Method: Longarm/Midarm

Description: *Pattern is Winding Way. I used an AccuQuilt die to cut all those curves. LOTS of curves.*

Longarmed by: Judy Neville



Entry #: D11-010 Name of Quilt: Westfalia Size: 52 x 68

Quilt Maker: Judy Neville

Method: Longarm/Midarm

Description: *Traditional Log Cabin. Colors were chosen to match a VW interior.*

Longarmed by: Judy Neville

The Quilting and Fiber Art Marketplace

Jan. 13 - 14, 2023

Dennis A Wicker Civic Center 1801 Nash St., Sanford, NC
and

The Quilting and Needle Art Extravaganza

Jan. 27 - 28, 2023

Statesville Civic Center 300 S. Center St., Statesville, NC

The only thing more fun than making a quilt is shopping for fabric and supplies at both our vendor market events. Vendor booths will feature fabrics, books, notions, wools, yarn and more. Sewing machine and long arm dealers will be happy to demonstrate their machines. Get inspired to start a new project.

Food on site. Door prizes. Easy parking.

For a complete list of vendors and more show info,

go to... www.quiltersgallery.net

or call 704-376-2531



Entry #: D11-011 Name of Quilt: Good Fortune Size: 55 x 55

Quilt Maker: Stacy Whitney

Method: Longarm/Midarm

Description: *This throw version of Bonnie Hunter's Good Fortune Mystery Quilt got me back into quilting. The cheery colors were a welcome companion through the pandemic. I quilted it on a rented longarm, which opened up a whole new world to me. Good Fortune, indeed!*

Longarmed by: Stacy Whitney

JUDGED QUILTS

12 - Bed - Traditional Pieced, Medium



Entry #: J12-002 Name of Quilt: Almost Camelot Size: 85 x 85

Quilt Maker: Shawn Priggel

Method: Longarm/Midarm

Description: *Trish Harper's Camelot quilt pattern, with blocks drawn from a ca. 1805 English quilt, was published over the course of 2016 in Quiltmania magazine. It was a challenge to myself to get over my fear of curved piecing. I call it Almost Camelot because there was one block which proved too difficult to complete so I made two of another one.*

Longarmed by: Shawn Priggel

JUDGED QUILTS

67 - Wall - Mixed, Original



Entry #: J67-001 Name of Quilt: The Seasons Go Round and Round Size: 24 x 23

Quilt Maker: Judith Corley-Lay

Method: Home Machine

Description: *This quilt has small pin-flag quilts for each month and seasonal fabrics for each season. Clear snaps allow the "clock" to be set to the current month.*

Quilted by: Judith Corley-Lay



Entry #: J67-002 Name of Quilt: Universe Size: 52 x 52

Quilt Maker: Hedi Andres

Method: Home Machine

Description: *I created "Universe" in December 2021 to get me into the Christmas spirit with all the stars despite the pandemic.*

Quilted by: Hedi Andres



Entry #: J67-003 Name of Quilt: Great Wall of China Size: 19.5 x 27

Quilt Maker: Evelyn Judson

Method: Home Machine

Description: *Looking down on the Great Wall from one of the watchtowers.*

Quilted by: Evelyn Judson

DISPLAY QUILTS

67 - Wall - Mixed, Original



Entry #: D67-004 Name of Quilt: Apples to Oranges Size: 10.5 x 12.5

Quilt Maker: Karen Wysocki

Method: Home Machine

Description: *My art group challenge was to use circles. This work includes hand-dyed fabric, felt, hand embroidery, and plastic mesh from a fruit bag along with traditional piecing of commercial fabrics.*

Quilted by: Karen Wysocki

Quilting
Cats
Studio

Faith Patterson
Longarm Quilting Service

quiltingcatsstudio.com

@quilting_cats_studio

@quiltingcatsstudio

quiltingcatsstudio@gmail.com



Entry #: J66-003 Name of Quilt: Chinese Dragon Size: 41 x 41

Quilt Maker: Evelyn Judson
Method: Home Machine
Description: *Souvenir of a trip to China in 2018.*
Quilted by: Evelyn Judson



Entry #: J66-004 Name of Quilt: Bird of Prey Size: 8.8 x 10

Quilt Maker: Eunice Caswell
Method: Home Machine
Description: *The inspiration for this quilt was taken from a photo that I took of an owl at a sanctuary for birds of prey in South Carolina.*
Quilted by: Eunice Caswell



Entry #: J66-005 Name of Quilt: Out of the Bottle Size: 20 x 22

Quilt Maker: Evelyn Judson
Method: Home Machine
Description: *A Genie with an attitude.*
Quilted by: Evelyn Judson

DISPLAY QUILTS

66 - Wall - Appliqué, Original




Entry #: D66-006 Name of Quilt: Augie Size: 42 x 32

Quilt Maker: Molly Keppler
Method: Home Machine
Description: *This is my amazing dog, Augie. I took the photo that was the inspiration for this quilt.*
Quilted by: Molly Keppler



Entry #: D66-007 Name of Quilt: Curiosity Size: 17 x 22

Quilt Maker: Eunice Caswell
Method: Home Machine
Description: *This quilt was an embellishment challenge.*
Quilted by: Eunice Caswell



Entry #: J12-003 Name of Quilt: Kaleidoscope Size: 72 x 84

Quilt Maker: Hedi Andres
Method: Home Machine
Description: *I love working with Batiks*
Quilted by: Hedi Andres



Entry #: J12-004 Name of Quilt: Stained Glass Quilt Challenge Size: 78 x 88.5

Quilt Maker: Judith Corley-Lay
Method: Home Machine
Description: *I got the idea for this quilt from a calendar from Missouri Star Quilt Company. I challenged myself to quilt each color block differently. There are a few duplicates, but only a very few.*
Quilted by: Judith Corley-Lay



Entry #: J12-005 Name of Quilt: Pieces of Time Size: 75 x 75

Quilt Maker: Cathy Jo Wilson Longoria
Method: Home Machine
Description: *Designer Cathy Wilson Longoria. Original, pieced log cabin style, ragged seams. Memory quilt for my daughter's wedding. 36 blocks represent states, with state symbols built around focal square. States pertain to their history of their lives.*
Quilted by: Cathy Jo Wilson Longoria



Entry #: J12-006 Name of Quilt: Moda Love Fun Size: 71 x 71

Quilt Maker: Suzan deSerres
Method: Longarm/Midarm
Description: *I was looking for a cheery project last winter and came across this cute bundle of Riley Blake Summer Song 10" squares in my stash. I stitched it up using the free Moda Love Layer Cake Quilt design and added wool batting to make it nice and cuddly!*
Longarmed by: Suzan deSerres

DISPLAY QUILTS

12 - Bed - Traditional Pieced, Medium



Entry #: D12-007 Name of Quilt: Circa 1880 Nine Patch Size: 80 x 82

Quilt Maker: Christine R Chamberlain
Method: Longarm/Midarm
Description: *This quilt uses my favorite kind of fabrics, Civil War reproduction! I have quite a few of these in my stash. Made using my stash and a pattern called Circa 1880 uneven nine patch by Pam Buda.*
Longarmed by: Christine Chamberlain



Entry #: D12-008 Name of Quilt: Flags for Dad Size: 82 x 91

Quilt Maker: Diane Tatreau

Method: Longarm/Midarm

Description: *This quilts is based on a pattern from Edyta Sitar, and made for the 4th of July 2020, during Covid and all the unrest in our country. My dad was a WW2 veteran and flew the flag every day of his adult life. This was made as a prayer for our country, and in loving memory of my dad.*

Longarmed by: Diane Tatreau



Entry #: D12-009 Name of Quilt: Everything New is Old Again Size: 68 x 76

Quilt Maker: Shawn P Priggel

Method: Longarm/Midarm

Description: *The plus sign pattern in various forms has been very popular with modern quilters in recent years. I made the "new" pattern using "old" fabrics - 19th century reproductions.*

Longarmed by: Shawn Priggel



Entry #: D12-010 Name of Quilt: For Dad Size: 88 x 88

Quilt Maker: Carolyn L Schwarz

Method: Longarm/Midarm

Description: *For Dad Quilt Pattern: Eldon Designer: Edyta Sitar*

Longarmed by: Andrew Schwarz

DISPLAY QUILTS

65 - Wall - Pieced, Original



Entry #: D65-004 Name of Quilt: Black & White Size: 24.3 x 24.3

Quilt Maker: Eunice Caswell

Method: Home Machine

Description: *This quilt was a challenge to use colors we seldom use. I added a pop of red for interest.*

Quilted by: Eunice Caswell



Entry #: D65-005 Name of Quilt: Square Roots Sunburst Size: 24.5 x 18

Quilt Maker: Susan Buehler


Method: Home Machine

Description: *Sue Beevers Square Roots Class. My original design was drawn on paper, colored in, then traced a 2nd copy which was cut up and used to paper piece the quilt. This was a lot harder than the quilt looks!!!!!!!!!!!!!!*

Quilted by: Susan Buehler

JUDGED QUILTS

66 - Wall - Appliqué, Original



Entry #: J66-001 Name of Quilt: Mischievous Drew and the Peaches Size: 32 x 39

Quilt Maker: Julianne Walther

Method: Home Machine

Description: *Based on a photograph of Drew, this was created with raw-edge machine applique. Drew got caught taking a bite out of every peach in the basket! The quilt borders are designed like a polaroid photo.*

Quilted by: Julianne Walther



Entry #: J66-002 Name of Quilt: Japanese Sunset Size: 8 x 12

Quilt Maker: Carrie Porterfield

Method: Hand Quilted

Description: *This was a challenge quilt. The challenge was to include a 3 inch orange circle.*

Hand Quilted by: Carrie Porterfield

Christine Chamberlain
Longarm Quilting Service

<http://quiltdasher.blogspot.com>


*I also offer QD, W&N, Hobbs
batting, hand binding and
embroidered quilt labels.*

See my webpage for more details!

15 Trescott Drive
Durham, NC 27703
(919) 697-6830

christinebbd@yahoo.com

*Since
2012*



Entry #: J64-005 Name of Quilt: In Jazz Style Size: 38 x 48.5

Quilt Maker: Peg Wolfe

Method: Hand Quilted

Description: African-American inspired style quilt using a process of variation, asymmetry, improvisation as well as plaids and stripes as described by Roberta Horton in her book "Plaids and Stripes".

Quilted by: Peg Wolfe

JUDGED QUILTS

65 - Wall - Pieced, Original



Entry #: J65-001 Name of Quilt: Land & Sky I Size: 25 x 12

Quilt Maker: Britt Paul

Method: Home Machine

Description: Original design with a self-taught technique. Inspired by the works of Ann Brauer.

Quilted by: Britt Paul



Entry #: J65-002 Name of Quilt: Home Size: 60 x 47

Quilt Maker: Cynthia Latta

Method: Home Machine

Description: I purchased this panel at a Charlotte quilt show in 2019. I designed the pattern to reflect my love of quilts and the outdoors. I used 11 quilt block patterns, using The Carolina Lily four times. It's one of my favorites.

Quilted by: Cynthia Latta



Entry #: J65-003 Name of Quilt: Scraps and limes Size: 44 x 60

Quilt Maker: Irena Rindos

Method: Home Machine

Description:

Quilted by: Irena Rindos



Entry #: D12-011 Name of Quilt: Comfort quilt Size: 70 x 82

Quilt Maker: Patricia A Payne

Method: Longarm/Midarm

Description: This is a quilt made for comfort in case of covid or other illness. What would feel better than a warm flannel quilt with sheep to help you rest! The sheep were "fussy cut" in order to make the centers for each square. The idea came from looking at square in a square style quilt patterns to help me visualize what I was going to do but the measurements and style were my own. The binding is sunflowers to make anyone not feeling well think of happier times ahead!

Longarmed by: Suzan DeSerres



Entry #: D12-012 Name of Quilt: Hannah's Broken Circles Size: 90 x 92

Quilt Maker: Meredith Davis

Method: Longarm/Midarm

Description: Named after a favorite Aunt, I found this pattern in a very old book by Jan Halgrimson titled 'Scraps Can be Beautiful'. I fell in love with the curvy piecing that fit into squares and decided to keep it to two colors.

Longarmed by: Suzan deSerres

JUDGED QUILTS

13 - Bed - Child's Quilt



Entry #: J13-001 Name of Quilt: Carpenter Star Exchange Size: 40 x 40

Quilt Maker: Margaret Schumacher

Method: Home Machine

Description: My USQG friends do a Fat Quarter exchange each Christmas and then challenge each other to use them. Love these hexie fabric colors and love this little quilt.

Quilted by: Margaret Schumacher



Entry #: J13-002 Name of Quilt: Diana's Egg Blue Size: 40.5 x 51.5

Quilt Maker: Meg Smith

Method: Hand Quilted

Description: Designed & quilted for my granddaughter Diana Frazier of Seaford, VIC, Australia 2018. Quilt wrapped baby like a burrito, and was great for tummy time. Her mom requested robin's egg blue, thus the name.

Hand Quilted by: Meg Smith



Entry #: J13-003 Name of Quilt: Colorful mix Size: 40 x 52.5

Quilt Maker: Maria Wilske

Method: Home Machine

Description: *Done for improv class. Scraps furnished by many people.*

Quilted by: Maria Wilske



Entry #: J13-004 Name of Quilt: Little Critters Size: 32.5 x 44.5

Quilt Maker: Mary Chrestenson-Becker

Method: Home Machine

Description: *I made this quilt in 2015 for my new granddaughter, Elena Rose Becker. I had a lot of fun using selecting cool fabrics with alligators and zebras and everything in between.*

Quilted by: Mary Chrestenson-Becker



Entry #: J13-005 Name of Quilt: Mermaid Irish Chain Size: 30 x 30

Quilt Maker: Stacy Whitney

Method: Longarm/Midarm

Description: *This traditional Irish Chain quilt in a seaside gradient is sized to be used over a NICU isolette, and then go home with the family for crib or bassinet use.*

Longarmed by: Suzan deSerres

DISPLAY QUILTS

13 - Bed - Child's Quilt



Entry #: D13-006 Name of Quilt: Split Hexagon Size: 44 x 57.5

Quilt Maker: Irena Rindos

Method: Home Machine

Description: *No description submitted.*

Quilted by: Irena Rindos



Entry #: D13-007 Name of Quilt: Sailboats for Davis Size: 50 x 50

Quilt Maker: Cam Blass

Method: Longarm/Midarm

Description: *Sailboats for Davis was made for our seventh grandchild. I Pattern - Oceanside by Chelsi Stratton*

Longarmed by: Mynn Paige



Entry #: D63-013 Name of Quilt: Beautiful Birds & Beautiful Birdhouses Size: 25 x 25

Quilt Maker: Cindy Bagwell

Method: Longarm/Midarm

Description: *I was drawn to this panel, Beautiful Birds & Beautiful Birdhouses by Tracy Lizotte, because I enjoy bird watching. It looks great on the wall at our lake house.*

JUDGED QUILTS

64 - Wall - Pieced, Abstract



Entry #: J64-001 Name of Quilt: Improvisation in Style Size: 42 x 49

Quilt Maker: Peg Wolfe

Method: Home Machine

Description: *Created using the following elements observed in "Intersections #5" by Michele Vernon in Quilt National 1997: trapezoids, stripes, square-in-a-square, and the color black.*

Quilted by: Peg Wolfe




Entry #: J64-002 Name of Quilt: Quarter Log Cabin Size: 41 x 41

Quilt Maker: Diane Wold

Method: Home Machine

Description: *A single quarter log cabin block on point. The "logs" are pieced strips inspired by Maria Shell's book Improv Quilting.*

Quilted by: Diane Wold



Entry #: J64-003 Name of Quilt: Canyon Size: 29 x 35

Quilt Maker: Diane Wold

Method: Home Machine

Description: *Made in Kevin Womack class, Surface Design Shuffle. Includes painted, hand dyed, and commercial fabrics. Two of the fabrics were painted by my late friend Mary Horton.*

Quilted by: Diane Wold



Entry #: J64-004 Name of Quilt: Cityscape Size: 43 x 26

Quilt Maker: Debby Stone

Method: Longarm/Midarm

Description: *I bought this pattern at a quilt shop in Seattle. It reminded me of the cityscapes in this beautiful city. Two quilts are cut at the same time from two different fabrics. Each quilt the reverse of the other. I only made one quilt, which hangs in my laundry room. The straight lines were quilted on my domestic machine; the circles were quilted on my longarm. Pattern: Radiant Twins by Willow Brook Quilts*

Longarmed by: Debby Stone



Entry #: D63-011 Name of Quilt: Patchwork Christmas Tree Size: 16 x 16

Quilt Maker: Gwen Konsler

Method: Home Machine

Description: This pattern was a Jordan Fabrics video called "Patchwork Christmas Tree". I used non-traditional greens for the tree and pops of red for ornaments. This was the first time I tried a flange inner border, which was really fun to do.

Quilted by: Gwen Konsler



Entry #: D63-012 Name of Quilt: Prairie Style Stained Glass Size: 22 x 26

Quilt Maker: Angela Zoss

Method: Home Machine

Description: This quilt was inspired by a cross-stitch pattern (Spring Prairie Stained Glass, by Cathy Bruckbauer of WhimsyEtc on Etsy).

Quilted by: Angela Zoss



Entry #: D13-008 Name of Quilt: Traffic Patterns Size: 39 x 54

Quilt Maker: Patricia Yahner


Method: Longarm/Midarm

Description: This quilt was made using the Jelly Weave pattern by Cluck, Cluck, Sew and a jelly roll from the On the Go fabric line from Stacy Iest Hsu. Hopefully some child will find comfort and joy being wrapped in this quilt!

Longarmed by: Dennis Ferguson

JUDGED QUILTS

20 - Collaborative/Group Quilt



Entry #: J20-001 Name of Quilt: 2021 Traditional Holiday Blocks Size: 61 x 76

Quilt Maker: Margaret Schumacher

Method: Longarm/Midarm

Description: Thrilled to win the blocks (4 more on the back). Donating to the Tuesday Group for sale at the Passmore Center Craft Fair on November 6, 2022. Proceeds keep the group in supplies for making other donation quilts. Multiple Guild members made the blocks.

Longarmed by: Britt Paul

Love Bug
LONGARMING

Quilting services for the
Raleigh-Durham area!

- Edge-To-Edge Quilting
- Custom Quilting
- Quilt Trimming & Binding Services
- Batting available on the roll
- 12 foot frame able to handle up to king size quilts!



www.lovebuglongarming.com



LovebugLongarming



PROFESSIONAL LONGARM
QUILTING SERVICES

Tina Schwager

www.studiotquilting.com

tina@studiotquilting.com

919-841-1390

CALL OR EMAIL FOR AN APPOINTMENT



Entry #: J20-002 Name of Quilt: American Violet Size: 40 x 60

Quilt Maker: Talia Feyka

Method: Longarm/Midarm

Description: Pattern name: Big Fences Lap Quilt Pattern by Meredith Maddox. Made by Talia Feyka, Michelle Johnson.

Longarmed by: Rebecca Grace



Entry #: J20-003 Name of Quilt: Retro Size: 58 x 54

Quilt Maker: Zoe Gabrielle Cambrelen

Method: Longarm/Midarm

Description: This was an original pattern named "masonry" created in house! The fabric is from the "Frisky" collection by Zen Chic for Moda Fabrics. I chose this collection for its bright colors and funky, bold prints. I hope you love it as much as I do! Erica Harvey and Talia Feyka contributed to this quilt.

Longarmed by: Michelle Johnson

DISPLAY QUILTS

20 - Collaborative/Group Quilt



Entry #: D20-004 Name of Quilt: Challenge: Self Portraits Size: 60 x 70

Quilt Maker: Original Works Bee

Method: Other / Mixed

Description: "Original Works" is a group of quilters who started meeting monthly in 2013 to share and learn about creating art quilts. Eunice Caswell, Judy Corley-Lay, Evelyn Judson, Lily Kinross-Wright, CarrEunice Caswell, Judy Corley-Lay, Evelyn Judson, Lily Kinross-Wright, Carrie Porterfield, Diana Lind, Peg Wolfe, Karen Wysocki contributed to this quilt. It's been a journey filled with art quilt challenges, experimental surface design playdates, and problem solving and critique sessions. We each have our own style and various skill levels bringing wonderful diversity.



Entry #: D20-006 Name of Quilt: It Takes a Village Size: 44 x 36

Quilt Maker: Suzan deSerres

Method: Longarm/Midarm

Description: This quilt top was donated anonymously to the guild and we thought it was too cute not to finish and display! The pattern "It Takes a Village" was designed by Pippa Moore for Kitambaa Designs. Patti Postage contributed to the construction.

Longarmed by: Suzan deSerres

DISPLAY QUILTS

63 - Wall - Pieced Traditional



Entry #: D63-007 Name of Quilt: Delectable Flowers Size: 57 x 83

Quilt Maker: Jan Struble

Method: Longarm/Midarm

Description: I won a door prize of a large stack of shiny lame fat quarters from a deceased member, Shirley Willis, at a DOQ meeting. Jean Wright said Shirley must have loved them but had no idea what to do with the fabric! I found a pattern online by Cathy Smith (aquiltingchick.blogspot.com) and knew I had found the right pattern! I quilted this on my A-1 using wool batting for a nice textured look.

Longarmed by: Jan Struble



Entry #: D63-008 Name of Quilt: Spring Pandemic 2020 Size: 46 x 58

Quilt Maker: Janet Perry

Method: Home Machine

Description: Spring Pandemic 2020, Fun scrappy quilt #1, Sew Kind of Wonderful - Posh Penelope Contemporary Quilt Designs, Quick Curve Ruler Mini

Quilted by: Janet Perry



Entry #: D63-009 Name of Quilt: Roundabout Size: 36 x 36

Quilt Maker: Judy Neville

Method: Longarm/Midarm

Description: Inspiration came from a Jan Krentz quilt. I greatly simplified her pattern.

Longarmed by: Judy Neville



Entry #: D63-010 Name of Quilt: My Initials Challenge Size: 15.3 x 32

Quilt Maker: Julie Altschuler

Method: Home Machine

Description: This quilt was made for a challenge done by our Guild. You had to represent the initials of your full name without writing the letters. I used Japanese fabric for the "J", "R" is the runner, and "A" is the Australian Aboriginal design fabrics. I am unable to locate the pattern I used to make this table runner.

Quilted by: Julie Altschuler



Entry #: J63-002 Name of Quilt: Tsunami and Beyond Size: 45 x 45

Quilt Maker: Cheryl Nelson

Method: Hand Quilted

Description: "Puss in the Corner" by Pinwheels in Croton-on-Hudson, NY. Japanese fabrics were purchased before and after the 2011 Japanese Tsunami. Quilt made in 2018 after marriage, move, and births of six granddaughters, all needing baby quilts!

Hand Quilted by: Cheryl Nelson



Entry #: J63-003 Name of Quilt: Hour Glass wall hanging Size: 30 x 30

Quilt Maker: Christine R Chamberlain

Method: Longarm/Midarm

Description: I love Civil War reproduction fabrics and have a large amount in my stash. I grabbed fabrics from my stash and a pattern called A Quarter Charmed by Monique Dillard and made this wall hanging for my foyer.

Longarmed by: Christine Chamberlain



Entry #: J63-004 Name of Quilt: Starry Night Size: 57 x 57

Quilt Maker: Debby Stone

Method: Longarm/Midarm

Description: Such a fun weeklong class with Nancy Mahoney at the John C. Campbell Folk School with my sisters and quilting friends. Pattern Feathered Star Sampler by Nancy Mahoney

Longarmed by: Debby Stone



Entry #: J63-005 Name of Quilt: Summer Pandemic 2020 Size: 46 x 58

Quilt Maker: Janet Perry

Method: Home Machine

Description: 2020 phrases sums it up: Lock down, social distancing, masks PPE, quarantine, panic shopping, Zooming

Quilted by: Janet Perry



Entry #: J63-006 Name of Quilt: Mexican Star Size: 32.3 x 32.3

Quilt Maker: Mary Ann Hardee

Method: Longarm/Midarm

Description: The pattern is "Mexican Star" by Annetta Ornelas. It uses straight seams and inserts to produce the curves (all straight seams).

JUDGED QUILTS

30 - 2 Party Bed - Appliqué or Mixed



Entry #: J30-001 Name of Quilt: Spring Fever Size: 78.5 x 102

Quilt Maker: Karoline Mathewson

Method: Longarm/Midarm

Description: Feels Like Spring by Smith Street Designs was a challenge quilt for me. I wanted to learn how to use my new embroidery machine so, what better way than to jump right in with a bed size quilt?

Longarmed by: Suzan deSerres



Entry #: J30-002 Name of Quilt: Fox In Snow Size: 74.5 x 77

Quilt Maker: Leslie DiLorenzo

Method: Longarm/Midarm

Description: Bold hint of fox on glittering bed of snow - interpretation of Hoop Sisters Diamond Skill Builder. Challenges: 5 diamond designs on a quilt that screams for 6, color combinations and intensive embroidery. Best exercise ever!

Longarmed by: Stephanie Pennington-Grant

DISPLAY QUILTS

30 - 2 Party Bed - Appliqué or Mixed



Entry #: D30-003 Name of Quilt: Celestial Dreams Size: 80 x 90

Quilt Maker: Deborah Hauser

Method: Longarm/Midarm

Description: A friend of mine made this quilt and the fabric was so spectacular, I was inspired! Pattern is "Atmospheric" by Jason Yenter from his book entitled, Mystical Quilts. Fabric is from Jason's "Dianphanous Collection."

Longarmed by: Suzan deSerres.

JUDGED QUILTS

31 - 2 Party Bed - Traditional Pieced, Small



Entry #: J31-001 Name of Quilt: Seeing Spots Size: 54 x 72

Quilt Maker: Gwen Konsler

Method: Longarm/Midarm

Description: *I really liked the colors in these Moda fat quarters and wanted to try a different border feature, so chose a keystone. The pattern is "Easy as Six" from Simple Quilts from Me and My Sister Designs by Barbara Groves and Mary Jacobson.*

Longarmed by: Bo Herman




Entry #: J31-002 Name of Quilt: Shining Stars Size: 57 x 74

Quilt Maker: Linda Soles

Method: Longarm/Midarm

Description: *Roundabout Stars, by Eleanor Burns, is a Quilt in a Day pattern. Donna Royson, a certified Quilt in a Day instructor, designed an addition to the pattern, that made the blocks surrounding the stars more circular. The pattern uses a triangle in a square ruler for the star points and includes instructions for using Accuquilt cutting system.*

Longarmed by: Jan Struble




Entry #: J31-003 Name of Quilt: Perfect Partners Size: 46 x 55

Quilt Maker: Cindy Bagwell

Method: Longarm/Midarm

Description: *I like the pattern for this quilt, Soda Pop by Stephanie Prescott, because of the contrasting colors and mix and match piecing.*

Longarmed by: Jan Struble



Entry #: J31-004 Name of Quilt: Focus Mirage Size: 62 x 63

Quilt Maker: Ella King

Method: Longarm/Midarm

Description: *This log cabin was a class with Diane Donavin at Thimble Pleasures. I used colors that would make it look like it shimmers. This was just a class on working with log cabins blocks and seeing the different arrangements that can be made.*

Longarmed by: Jan Struble

JUDGED QUILTS

63 - Wall - Pieced Traditional



Entry #: J63-001 Name of Quilt: Patriotic squares Size: 40 x 45

Quilt Maker: Maria Wilske

Method: Home Machine

Description: *Saw picture. Figured out sizes to make quilt.*

Quilted by: Maria Wilske



Suzan & Mark deSerres
9521 Sertoma Road
Chapel Hill, NC 27516
919-632-6008 (mobile)

*Submit a quilt, give us a call, or
send us a text – we'd love to
quilt for you!*

Award-winning longarm machine quilting on your quilt top

Prompt turn-around on edge-to-edge designs


Browse our designs and submit a quilt on the website

Curbside or in-person service

Studio hours by appointment

www.singingstitches.com

singingstitches@singingstitches.com



Entry #: J62-002 Name of Quilt: Garden Square Size: 67 x 67

Quilt Maker: Cynthia Latta

Method: Longarm/Midarm

Description: *This quilt was made from the pattern "Belmont Square" by Patchworks Studio. I wanted to challenge myself by making an applique type of quilt. This quilt pattern spoke to me when I saw it at Cary Quilting. I used fabric I'd bought 10 years ago at Mid-Atlantic Quilt Show.*

Longarmed by: Cynthia Latta



Entry #: J62-003 Name of Quilt: Wild Flowers Galore Size: 52 x 72

Quilt Maker: Mary Ann Hardee

Method: Longarm/Midarm

Description: *This quilt combines parts of two Wildflower quilts by Smith Street Designs. (Wildflowers and More Wildflowers) The flowers are programmed.*

Longarmed by: Mary Ann Hardee



Entry #: J62-004 Name of Quilt: Orange Peel Expression Size: 18 x 18

Quilt Maker: Tara O'Donnel

Method: Home Machine

Description: *This wall hanging is called Orange Peel Expressions from OESD designs. The blocks are machine embroidered with the design then stitched together and quilted.*

Quilted by: Tara O'Donnel

DISPLAY QUILTS

62 - Wall - Mixed



Entry #: D62-005 Name of Quilt: Paula's All Good Things Size: 67 x 84

Quilt Maker: Paula Baird

Method: Embroidery Machine

Description: *Hoopsister's All Good Things Embroiderablock design-Quilt in The Hoop. All blocks pieced in the hoop and then sewn together. Was displayed at Bernina World of Sewing for a while.*

Quilted by: Paula Baird




Entry #: J31-005 Name of Quilt: Fall Feathered Star Size: 65 x 65

Quilt Maker: Kimberley Hess

Method: Longarm/Midarm

Description: *This pattern required a special ruler, which I misplaced and was not able to finish the quilt. During the lock down I found it and finished it.*

Longarmed by: Brandy Rayburn



Entry #: J31-006 Name of Quilt: The Birthday Quilt Size: 49.5 x 66

Quilt Maker: Joy Murphy

Method: Longarm/Midarm

Description: *Made from gift scraps from the Nimble Thimble's Bee. Saved until I found the June QAL by Amanda Jean Nyberg of Crazy Mom Quilts.*

Longarmed by: Britt Paul.

DISPLAY QUILTS

31 - 2 Party Bed - Traditional Pieced, Small



Entry #: D31-007 Name of Quilt: Farming Fantasy Size: 56 x 70

Quilt Maker: Linda Soles

Method: Longarm/Midarm

Description: *The 12-inch blocks in this sampler quilt are from the book Farm Girl Vintage by Lori Holt. The book includes 45 Farm Girl Blocks, with instruction for making 6- or 12-inch blocks.*

Longarmed by: Jan Struble



Entry #: D31-008 Name of Quilt: Autumn Scatter Size: 56 x 79

Quilt Maker: Victoria Raymond

Method: Longarm/Midarm

Description: *This is a variation of the "Shattered" pattern from Thangles that reminds me of the "Scatter" of falling leaves in autumn.*

Longarmed by: Suzan deSerres



Entry #: D31-009 Name of Quilt: Sunlight Size: 48 x 61

Quilt Maker: Julie Altschuler

Method: Longarm/Midarm

Description: *This quilt was made to brighten up a room that had very little natural light. It was draped over the couch and used as a throw. The pattern used was called Lemon Pepper by Madison Cottage Design.*

Longarmed by: Mark deSerres

JUDGED QUILTS

32 - 2 Party Bed - Traditional Pieced, Medium



Entry #: J32-001 Name of Quilt: Bali Wedding Star Size: 76 x 88

Quilt Maker: Carrie Porterfield

Method: Longarm/Midarm

Description: *The pattern for this quilt is Bali Wedding Star by Judy Niemeyer for Quiltworx. It was fun to set up all the gradations in earthtones for the wedding rings, and Suzan of Singing Stitches did a beautiful job quilting it.*

Longarmed by: Suzanne deSerres



Entry #: J32-002 Name of Quilt: Christmas Countdown Size: 86 x 86

Quilt Maker: Cathy Ely

Method: Longarm/Midarm

Description: *This quilt is adapted from the AQA 2019 Christmas Countdown - Simpler Times. I designed the quilt using the 25 blocks to make it queen size. I love using it at Christmas.*

Longarmed by: Jan Struble



Entry #: J32-003 Name of Quilt: Southwest Collection Size: 92 x 84

Quilt Maker: Laura Paine

Method: Longarm/Midarm

Description: *Being from California the most of my life, collected southwest prints that I just really enjoyed. Just decided on the Log Cabin, since I could use many of the prints.*

Longarmed by: Bo Herman



Entry #: J32-004 Name of Quilt: Block of the Month Size: 66 x 84

Quilt Maker: Laura Paine

Method: Longarm/Midarm

Description: *Was a "Block of the Month" project from a quilt shop in Folsom, California, (where I am from), that is no longer there. - I liked all the fall colors in it.*

Longarmed by: Bo Herman




Entry #: D61-011 Name of Quilt: Wall Hanging Spring Size: 20.5 x 37

Quilt Maker: Jennie Baas

Method: Home Machine

Description: *I wanted to learn different types of machine applique. So, I modified Kimberbell Bench Pillow Patterns into wall hangings using the various methods of applique. Then had fun with the embellishments.*

Quilted by: Jennie Baas



Entry #: D61-012 Name of Quilt: Owl Fall Wall Hanging Size: 19.5 x 39

Quilt Maker: Jennie Baas

Method: Home Machine

Description: *I wanted to learn different types of machine applique. So, I modified Kimberbell Bench Pillow Patterns into wall hangings using the various methods of applique. Then had fun with the embellishments.*

Quilted by: Jennie Baas



Entry #: D61-013 Name of Quilt: Clay Pot Wall Hanging Size: 21.5 x 45

Quilt Maker: Jennie Baas

Method: Home Machine

Description: *I wanted to learn different types of machine applique. So, I modified Kimberbell Bench Pillow Patterns into wall hangings using the various methods of applique. Then had fun with the embellishments.*

Quilted by: Jennie Baas

JUDGED QUILTS

62 - Wall - Mixed



Entry #: J62-001 Name of Quilt: Shamrock Welcome Size: 30.5 x 30.5

Quilt Maker: Sheila Russillo

Method: Home Machine

Description: *Irish Chain Quilt, from Nancy J. Martin's Perpetual Calendar "365 Quilt Blocks a Year".*

Quilted by: Sheila Russillo

DISPLAY QUILTS

61 - Wall - Appliqué



Entry #: D61-006 Name of Quilt: Birdsong Size: 40.5 x 54

Quilt Maker: Cheryl Nelson

Method: Home Machine

Description: "Songbirds" by Andover fabrics, using Aria collection. This is the "early spring" quilt of my collection of seasonal wall hangings.

Quilted by: Cheryl Nelson



Entry #: D61-007 Name of Quilt: Golden Betta Fish Size: 30 x 28

Quilt Maker: Molly Keppler

Method: Home Machine

Description: I got the inspiration for this quilt by looking at photos of Betta Fish online.

Quilted by: Molly Keppler



Entry #: D61-008 Name of Quilt: Villas at Dawn Size: 24 x 29

Quilt Maker: Johnna Pilipchuk

Method: Home Machine

Description: Villas at Dawn is a pattern designed by McKenna Ryan.

Quilted by: Johnna Pilipchuk



Entry #: D61-009 Name of Quilt: Prickly Pots Size: 32 x 13

Quilt Maker: Johnna Pilipchuk

Method: Home Machine

Description: Prickly Pots is a pattern designed by McKenna Ryan.

Quilted by: Johnna Pilipchuk



Entry #: D61-010 Name of Quilt: Budding Love Size: 18 x 29

Quilt Maker: Johnna Pilipchuk

Method: Home Machine

Description: Budding Love is a pattern designed by McKenna Ryan.

Quilted by: Johnna Pilipchuk

DISPLAY QUILTS

32 - 2 Party Bed - Traditional Pieced, Medium



Entry #: D32-005 Name of Quilt: Nannie's Quilt Size: 81 x 81

Quilt Maker: Meg Smith

Method: Hand Quilted

Description: Quilt top hand pieced by Nannie Massey: 7 March 1887, Sasser, Georgia; 6 July 1979, Thomasville, Georgia. Given to granddaughter, Ann Keefe. Hand quilted by Meg Smith (wife of Ann Keefe), Durham, NC June 2022.

Hand Quilted by: Meg Smith



Entry #: D32-006 Name of Quilt: Looking forward to Spring Size: 65.5 x 82

Quilt Maker: Cam Blass

Method: Longarm/Midarm

Description: 2018 Fat Quarter Shop Mystery Quilt (Block of the month)

Longarmed by: Mynn Paige

JUDGED QUILTS

33 - 2 Party Wall - Appliqué or Mixed



Entry #: J33-001 Name of Quilt: Floral Confetti Size: 45.5 x 38.5

Quilt Maker: Vicki Childers

Method: Longarm/Midarm

Description: I love horses and couldn't resist making this collage horse based on a pattern by L. Heine

Longarmed by: Mark DeSerres



Entry #: J33-002 Name of Quilt: Kimono Size: 23 x 26.5

Quilt Maker: Janet Bogan

Method: Longarm/Midarm

Description: In Japan, the word Kimono is singular and plural. These kimono are made from one square of fabric that is pleated, cut, folded, and appliqued onto each individual block. The quilt design is my own, inspired by a pattern seen on Etsy.

Longarmed by: Mark deSerres



Entry #: J33-003 Name of Quilt: Little Miss Hexie Size: 60 x 60

Quilt Maker: Mary Glenn Benton

Method: Longarm/Midarm

Description: I took a class at the Academy of Applique in Williamsburg, VA in 2021. The pattern was designed by my instructor, Missy Sue Carpenter of Traditional Primitives, who teaches a unique method of applique using starch, special freezer paper, and original notions. The pattern is Nana's Garden Club and features tiny hexies.

Longarmed by: Suzan DeSerres



Entry #: J33-004 Name of Quilt: It's a Rabbit's World Size: 32.3 x 48.5

Quilt Maker: Mary Glenn Benton

Method: Longarm/Midarm

Description: I was at a quilt show in California when I spied this pattern by designer Kerry Green called Nocturne, made completely from wool and features whimsical birds and stunning flowers with my favorite, the bunny, at the bottom of the quilt. I learned a lot of new embroidery techniques and really enjoyed working with wool. This wall hanging took more than a year to complete.

Longarmed by: Cindy Paulson



Entry #: J33-005 Name of Quilt: Catrina's Flower Garden Size: 65 x 65

Quilt Maker: Cathy Ely

Method: Longarm/Midarm

Description: This quilt is adapted from Spring Bouquet by Laundry Basket Quilts. I changed the original colors of pink and purple to match my living room. I omitted the outer border of flowers and added individual borders.

Longarmed by: Jan Struble

JUDGED QUILTS

34 - 2 Party Wall - Pieced



Entry #: J34-001 Name of Quilt: USQG Window Size: 54 x 67

Quilt Maker: Margaret Schumacher

Method: Longarm/Midarm

Description: From a challenge/class with my bee friends of the UnSkilled Quilt Guild. Together we learned how to quilt and in 20 years we have improved our skills and expanded our friendship.

Longarmed by: Britt Paul



Entry #: J61-003 Name of Quilt: Haunted Windswept Moonrise Size: 29 x 33.5

Quilt Maker: Vicki Childers

Method: Home Machine

Description: I loved the haunted feeling of this quilt pattern by H. Chatelaine and felt compelled to make it. I loved the fact it was done using denim.

Quilted by: Vicki Childers



Entry #: J61-004 Name of Quilt: Anna's Blue Baskets Size: 72 x 72

Quilt Maker: Diane Tatreau

Method: Home Machine

Description: This quilt has been in process for many years. Pattern is by Jo Morton, a Nebraska quilter, which is where I am from. Colors and fabrics are close to her original. Jo's quilts and patterns are a constant source of inspiration for me.

Quilted by: Diane Tatreau



Entry #: J61-005 Name of Quilt: Tokyo 2018 Size: 49 x 48

Quilt Maker: Irena Rindos

Method: Home Machine

Description: The quilt is made of old kimonos I brought from a trip to Tokyo in 2018. The inspiration from Sadiko Yoshida 2012 quilt "Come Spring".

Quilted by: Irena Rindos

A Piece of Quiet



QUILTS



Meaghan Morris

LONGARM QUILTING SERVICES

HEIRLOOM QUALITY HANDMADE
QUILTS AND QUILTED SPECIALTIES

meghan@apieceofquietquilts.com
apieceofquietquilts.com

Durham, NC

 @apieceofquietquilts




JUDGED QUILTS

50 - Miniature Appliqué



Entry #: J50-001 Name of Quilt: Dazzling Lone Star Size: 21.3 x 21.3

Quilt Maker: Patricia T Postage

Method: Home Machine

Description: *This miniature Lone Star really pops because of the black background. The pattern came from "Old Favorites in Miniature" by Tina Gravatt.*

Quilted by: Patti Postage



Entry #: J50-002 Name of Quilt: Grandmother's Flowers Size: 13 x 17

Quilt Maker: Patti Postage

Method: Hand Quilted

Description: *This little hand appliquéd quilt reminded me of my grandmother's flower gardens and arrangements. She taught me how to quilt, so I wanted to make this to honor her memory. Blueberry Hill was designed by Lori Smith.*

Hand Quilted by: Patti Postage

JUDGED QUILTS

61 - Wall - Appliqué



Entry #: J61-001 Name of Quilt: Goddess of the Dawn Size: 49.5 x 43

Quilt Maker: Laurie Prentice-Dunn

Method: Home Machine

Description: *"Easter" is derived from ancient words meaning East and Dawn and "Eostre," an English Goddess. I had an image in*

my mind of a lovely woman smiling down upon the hills and valleys of the earth and upon the human efforts there, as the sun rose. I found this panel, designed by Micklyn LeFeuvre, on Spoonflower. I added the little farm as well as the spirit image of a Goddess. I also added the brown borders through which I expanded the nature scene. The techniques I used include hand applique, hand and machine quilting. The spirit image was made by appliquéing two layers of tulle.



Entry #: J61-002 Name of Quilt: Colorful Little Village Size: 18.5 x 17.5

Quilt Maker: Vicki Childers

Method: Home Machine

Description: *My interpretation of a pattern by K. Eckmeier. I made this thinking of how I just loved being by the Mediterranean Sea on a warm summer's eve.*

Quilted by: Vicki Childers



Entry #: J34-002 Name of Quilt: Kimono Quilt Size: 44 x 47.5

Quilt Maker: Marian Byerly

Method: Longarm/Midarm

Description: *The pattern is Kimonos, a paper pieced pattern, by Betty Blais. I love oriental fabrics. Some of the fabrics are from my mother's stash, others are new. Custom quilted by Suzan deSerres.*

Longarmed by: Suzan deSerres



Entry #: J34-003 Name of Quilt: Blooming Compass Size: 45 x 45

Quilt Maker: Ella King

Method: Longarm/Midarm

Description: *This was a paper piecing class that I worked on at Thimble Pleasures, but it was so long ago that I do not remember who taught it and I believe it was a Carol Doak pattern. I used kind of retro swirling borders and psychedelic backing.*

Longarmed by: Jan Struble



Entry #: J34-004 Name of Quilt: Pandemic Storm Size: 35 x 35

Quilt Maker: Kimberley Hess

Method: Longarm/Midarm

Description: *I always wanted to do a traditional Storm At Sea. This is an older UFO that I started in a class to learn paper piecing and pulled out and finished during the COVID lockdown.*

Longarmed by: Brandy Rayburn



Entry #: J34-005 Name of Quilt: Frosty Glitz Size: 45.5 x 45.5

Quilt Maker: Kimberley Hess


Method: Longarm/Midarm

Description: *I love Fairy Frost fabrics. This is primarily made from that fabric line with some additional 'glitz' thrown in.*

Longarmed by: Brandy Rayburn

DISPLAY QUILTS

34 - 2 Party Wall - Pieced



Entry #: D34-006 Name of Quilt: Twirling in Reverse Size: 48 x 56

Quilt Maker: Ruth Bagona

Method: Longarm/Midarm

Description: *Name of pattern - Riding the Storm Out, designed by Lisa Bongean*

Longarmed by: Britt Paul




Entry #: D34-007 Name of Quilt: Catch the Wind! Size: 49 x 49

Quilt Maker: Sue Patrick

Method: Longarm/Midarm

Description: Pattern: Dance of the Dragonflies by Annette Ornelas

Longarmed by: Robin at Elaine's Attic



Entry #: D34-008 Name of Quilt: Happy Hollyhocks Greet the Sun Size: 20 x 44

Quilt Maker: Merrilie Brown

Method: Longarm/Midarm

Description: I enjoy making "wall art" quilts with flowers and decided to try a paper patchwork design from Ruth B. McDowell. It was fun and challenging. I think I'll try another one of her patterns!

Longarmed by: Suzan de Serres

JUDGED QUILTS

35 - 2 Party Wall - Rookie



Entry #: J35-001 Name of Quilt: Family Bookshelf Size: 56 x 78

Quilt Maker: Janet Bogan

Method: Longarm/Midarm

Description: This is my individual interpretation of a bookshelf quilt. Many of the fabrics I chose represent the interests and hobbies of me and my family. I personalized ideas from other bookshelf quilts and designed the blocks to conform with my family.

Longarmed by: Mark deSerres



Entry #: J35-002 Name of Quilt: The Library Size: 72 x 72

Quilt Maker: Molly Keppler

Method: Longarm/Midarm

Description: This quilt is adapted from a youtube presentation by Jennie Doan of the Missouri Star Quilt Company.

Longarmed by: Mark deSerres



Entry #: J35-003 Name of Quilt: Mistress of Evil Size: 64 x 74

Quilt Maker: Celeste M Mulrooney

Method: Longarm/Midarm

Description: I designed this quilt in multi mediums. Embroidery-Lettering, Ink drawing on Fabric-Pictorials, Quilt blocks This quilt was created for a 70th birthday for a Disney Villianesses fan, especially Maleficent, who completed chemotherapy.

Longarmed by: Suzan deSerres



Entry #: J35-004 Name of Quilt: It Must Be Love!: 45th Wedding Anniversary (Sapphire) Size: 31.5 x 31.5

Quilt Maker: Rebecca Watts

Method: Home Machine

Description: "Blood, sweat, & tears" (solid), passion (red chrysanthemum), and play (playful print), on a white chrysanthemum background ("til death do us part") – celebrating 45 years of marriage. Designed by Rebecca and Tom Watts from an original drawing by Tom Watts.

Quilted by: Rebecca Watts



QUILTS

Longarm Quilting Service
Rougemont, NC

Quilt by mail and local pickup | delivery available.

OverTheMoonQuilts.com

919-717-8757